



CORPORATE REPORT

To: Regional and Corporate Services Committee
From: Riley Smith, Planning Technician

Date: 2024-06-13
File No: 6430-30-13

Subject: 2024 Regional Growth Strategy Monitoring Report

INTENT

This report is intended to advise the Fraser Valley Regional District Board of information pertaining to the 2024 Regional Growth Strategy Monitoring Report. Staff is not looking for a recommendation and has forwarded this information should members want more clarification or to discuss the item further.

BACKGROUND

The 2024 Regional Growth Strategy (RGS) Monitoring Report plays an important role in implementing the RGS and guiding collective decision-making, please see Appendix A. The monitoring report is used to evaluate the effectiveness of goals and policies outlined in the RGS. The indicators help to highlight areas of concern and where there is a need for attention from senior levels of government, agencies, or organizations such as educational institutions, health authorities and others.

As per Section 452 of the *Local Government Act*, regional districts must establish a monitoring program for their respective RGS and prepare a report on progress towards implementation. Previous monitoring reports were created in 2019 and 2023 and prior to those, the FVRD met legislative monitoring requirements using regional snapshots based on RGS goals and topic areas.

DISCUSSION

The 2024 RGS Monitoring Report reflects the updated *Fraser Valley Future 2050* RGS with the report organized into eight sections that mirror the RGS goals.

Each section of the monitoring report includes indicators based on data from a variety of sources, including, but not limited to:






1. Statistics Canada
2. BC Statistics
3. Local Governments
4. BC Transit
5. TransLink
6. Insurance Corporation of BC (ICBC)
7. Real Estate Boards
8. Canada Mortgage and Housing (CMHC)

Most indicators rely on datasets which are updated at least annually. However, many key indicators such as income, education rates, agriculture revenues and region wide labour statistics rely on

Statistics Canada Census data, which is updated every five years with the next occurring in 2026. Those indicators remain the same.

This report includes updates to those indicators for which new data has been made available since the 2023 RGS Monitoring Report was compiled. Future reports may reflect new or improved data sources or additional indicators related to RGS policies, such as industrial lands, road safety, or community health.

Each indicator is evaluated based on long-term progress towards a desired outcome. The 2024 RGS Monitoring Report uses the icons shown below **to communicate each indicator’s status or progress** toward its desired outcome.

				
On Track	Making Progress	Not On Track	Observing	Waiting for Data
On track to meeting desired outcome.	Making progress towards desired outcome.	Not meeting or moving away from desired outcome.	Unable to evaluate progress due to fluctuations or disruptions to long-term trends.	Unable to evaluate progress due to a lack of data.

2024 RGS Monitoring Report Highlights

The 2024 RGS Monitoring Report consists of the same 33 indicators as the previous 2023 RGS Monitoring Report, however, there are some key updates:









- **19** out of 33 indicators were **updated** with new data, and progress towards the desired outcome of each was re-evaluated.

Report pages with updated indicators are denoted with an [Updated 2024] icon at the top of the page.

[Updated 2024]

INDICATOR: BUSINESS COUNTS

- **5** of 19 updated indicators **changed status** based on new data. These five indicators and their re-evaluations are listed below.

Indicator	2023 Indicator Evaluation	2024 Indicator Evaluation	Performance
Unemployment Rate	 Making Progress	 On Track	Unemployment rates in the FVRD have remained low and comparable to, if not better than, the provincial average.
Rental Housing Vacancy	 Making Progress	 Not On Track	Rental housing vacancy rates have remained below a balanced rate of 3% and continued to decrease in 2023.
Regional Park Visits	 Observing	 Making Progress	The FVRD's regional parks saw unprecedented usage during the pandemic. However, recent numbers suggest a return to more stable and steadily increasing park usage.
Waste Disposal Rates	 Making Progress	 Observing	Waste disposal rates in the FVRD have fluctuated up and down since 2013 and in 2021, have increased outside its normal range.
Recyclable Materials Diverted from Disposal	 Making Progress	 Observing	Long-term trends indicate an increase in recyclable paper and packaging materials diverted from disposal in the FVRD. However, since 2020, these rates have decreased below pre-pandemic levels.

- A full list of all updated indicators and performance evaluations are listed in Appendix B.

As part of the RGS monitoring program, the web component of the RGS Monitoring Report using the ArcGIS StoryMaps platform has been updated to be consistent with the 2024 Monitoring Report. The RGS Monitoring website was launched last year following the release of the 2023 Monitoring Report and contains similar data, charts, and analysis of the 33 indicators included in the full report, but is supplemented with interactive maps and additional information.

The RGS Monitoring website can be accessed here:

<https://maps.fvrd.ca/portal/apps/storymaps/collections/c10acfe577324e4da65c7fe1c28be2db>

A future, more thorough, update of the RGS Monitoring website is planned for later this year. It will include new maps and data analysis which goes beyond the current report and allow users to build a deeper understanding of regional topics and issues.

COST

The costs of the 2024 RGS Monitoring Report and RGS Monitoring website update are incorporated in the Regional Strategic Planning and Initiatives (601) budget. There are no additional costs associated with using ArcGIS StoryMaps as it is included with the **FVRD's enterprise ArcGIS licence**.

CONCLUSION

The 2024 RGS Monitoring Report provides a snapshot of indicators related to the overarching goals and policies identified in the *Fraser Valley Future 2050* RGS and has been updated to report on new data made available in the last year. The monitoring of relevant indicators helps to evaluate progress on RGS goals and is a tool for communicating regional concerns to relevant senior levels of government, agencies, and organizations. The RGS Monitoring website, updated alongside the 2024 RGS Monitoring Report, intends to communicate progress on indicators in a more simplified, interactive and engaging way. Both the 2024 RGS Monitoring Report and website meet the legislative requirements related to RGS monitoring.

COMMENTS BY:

Alison Stewart, Manager of Strategic Planning: Reviewed and supported.

Stacey Barker, Director of Regional Services/Deputy CAO: Reviewed and supported.

Kelly Lownsborough, Director of Corporate Services/CFO: Reviewed and supported.

Jennifer Kinneman, Chief Administrative Officer: Unavailable for comment.